Shenzhen ATESS Power Technology Co., Ltd
GROWATT-ATESS Industrial Park, No.23 Zhulongtian Road, Shuitian Community, Shiyan Street, Bao'an District, Shenzhen

Tel: +86 755 2998 8492 Fax: +86 755 2998 5623
Email: info@atesspower.com Web: www.atesspower.com

ESS Brochure

V1.0 2023.08

Energizing the future

About us

We are committed to energizing the future with clean energy

Shenzhen ATESS Power Technology Co., Ltd. is a subsidiary of Growatt group, headquartered in GROWATT-ATESS Industrial Park, Shuitian 4th Industrial Zone, Bao'an District, Shenzhen. The park covers an area of 31,600 m² and the manufacturing center covers an area of 25,000 m². It is a comprehensive smart industrial park integrating R&D, manufacturing, and sales of new energy products.

ESS & EV charging solutions supplier

31,600 m² industrial park

Thousands of tonnes of CO_2 emission reduced

Clean power delivered to 100,000+ users

12 years experience in ESS

100,000+ EV chargers installed

Milestone

2013
Started ESS business

2015
Started EV charger business

2016
Started EV
part business

2018
Top 3 supplier in the Thailand
ESS market

2019
Top 3 EV charger supplier
in the UK market

2020
Approved as a specialized and
sophisticated enterprise producing new
and unique products

2022
No.1 in the C&I ESS
sector in South Africa

Our History

Our R&D team

ATESS boasts an R&D team of over 100 highly experienced engineers. Our laboratory is fully equipped with advanced testing instruments to ensure top-notch product performance and quality, as well as customers' needs. We dedicate around 15% of our annual revenue to research and development each year to keep our products competitive.

100+
100+ R&D engineers

12
12 years experience

50%+
50%+ engineers with master's degree

15%
15% of annual revenue as R&D investment

Branches

Our vision

Over the past years, ATESS has helped thousands of users and companies produce and consume green energy independently according to their individual needs, saving millions of tonnes of CO_2 emission. This motivates us to continually strive to create and innovate, on the universal carbon neutralization goal, and also a greener future energized by renewable energy technology.

- Headquarter
- Office/warehouse
- In the pipeline

85+
countries
Delivered clean power to 85+ countries

11
branches
11 offices and warehouses worldwide

3
offices
in the pipeline

Index

Hybrid Inverter Page 11

HPS30/50
HPS100/120/150

HPS50/100/150-US

HPS7500TL/10000TL
HPS5000TLS/7500TLS/10000TLS

HPS15000TL/HPS20000TL

HPS30000TL/HPS40000TL

Accessories Page 25

ATS30/50/100/150
ATS50/150-US

Bypass100/250/500/630/1000

DC cabinet

PV-CB8M/PV-CB16M

Battery Solutions Page 35

BC45T/50T/60T
BR45T/50T/60T

BC75T/100T
BR75T/100T/138T/145T

BR114R/129R/143R/157R
BR172R/186R/200R/215R

Battery Inverter

Solar Charge Controller Page 21

PCS100/250
PCS500/630/1000

PBD250

Monitoring Page 43

EnerClo

EnerView

EnerLog

HPS5000TLS/7500TLS/10000TLS

5-10kW single phase all-in-one hybrid inverter for home, school or villa application.

Features

- All-in-one hybrid inverter
- Compact design
- Touchscreen LCD
- Seamless on/off grid transfer within 10 ms
- Support remote control of DG
- Programmable working mode

	HPS5000TLS	HPS7500TLS	HPS10000TLS
AC(on-grid)			
Apparent power	6.25kVA	9.4kVA	12.5kVA
Rated power	5kW	7.5kW	10kW
Rated voltage	230V	230V	230V
Rated current	21.5A	32.6A	43.4A
Voltage range	210V-250V	210V-250V	210V-250V
Rated frequency	50/60Hz	50/60Hz	50/60Hz
Frequency range	47~51.5/57~61.5Hz	47~51.5/57~61.5Hz	47~51.5/57~61.5Hz
THDI	<3%	<3%	<3%
PF	0.8 lagging~0.8 leading	0.8 lagging~0.8 leading	0.8 lagging~0.8 leading
AC connection	L/N/PE	L/N/PE	L/N/PE
AC(off-grid)			
Apparent power	6.25kVA	9.4kVA	12.5kVA
Rated power	5kW	7.5kW	10kW
Rated voltage	230V	230V	230V
Rated current	21.5A	32.6A	43.4A
THDU	≤2% linear	≤2% linear	≤2% linear
Rated frequency	50/60Hz	50/60Hz	50/60Hz
Overload capability	110%-10 mins 120%-1 min	110%-10 mins 120%-1 min	110%-10 mins 120%-1 min
DC (Battery and PV)			
Max. PV Open-circuit voltage	600V	750V	750V
Recommended PV power	6kWp	9kWp	12kWp
PV MPPT voltage range	125V-550V	370V-600V	370V-600V
Number of MPPT	2	2	2
Recommended rated battery voltage	300V	350V	450V
Battery voltage range	230-600V	280-700V	280-700V
Full load battery voltage range	250-600V	300-700V	400-700V
Max. charge/discharge power	5kW	7.5kW	10kW
Max. charge/discharge current	25A	25A	25A
General Information			
Protection devices	PV DC switch, battery breaker and fuse, PV fuse, AC input breaker, load breaker		
Protection degree	IP65	IP65	IP65
Noise emission	<65dB(A)@1m	<65dB(A)@1m	<65dB(A)@1m
Operating temperature	-25 °C~+55 °C	-25 °C~+55 °C	-25 °C~+55 °C
Cooling method	Forced-air	Forced-air	Forced-air
Relative humidity	0-95% non-condensing	0-95% non-condensing	0-95% non-condensing
Maximum altitude	6000m (derate over 3000m)	6000m (derate over 3000m)	6000m (derate over 3000m)
Dimension (W/H/D)	600/700/250mm	600/700/250mm	600/700/250mm
Weight	50kg	50kg	50kg
Topology	Transformerless	Transformerless	Transformerless
Lightning protection	Type II	Type II	Type II
Transfer between on/off grid	Automatic≤10ms	Automatic≤10ms	Automatic≤10ms
Standby consumption	<20W	<20W	<20W
Communication			
Display	Touch screen	Touch screen	Touch screen
Communication	RS485/CAN	RS485/CAN	RS485/CAN
Certificate			
CE , MEA , PEA , EN 61000-6-4:2007+A1:2011 , EN61000-6-2:2005 , EN62109-1:2010 , EN62109-2:2011			

HPS7500TL/10000TL

Up to 10kW three phase all-in-one hybrid inverter for villa, school or small factory application.

Features

- All-in-one hybrid inverter
- Compact design
- Touchscreen LCD
- Seamless on/off grid transfer within 10 ms
- Support remote control of DG
- Programmable working mode

	HPS7500TL	HPS10000TL
AC(on-grid)		
Apparent power	9.4kVA	12.5kVA
Rated power	7.5kW	10kW
Rated voltage	400V	400V
Rated current	10.8A	14.4A
Voltage range	360V-440V	360V-440V
Rated frequency	50/60Hz	50/60Hz
Frequency range	47~51.5/57~61.5Hz	47~51.5/57~61.5Hz
THDI	<3%	<3%
PF	0.8 lagging~0.8 leading	0.8 lagging~0.8 leading
AC connection	3/N/PE	3/N/PE
AC(off-grid)		
Apparent power	9.4kVA	12.5kVA
Rated power	7.5kW	10kW
Rated voltage	400V	400V
Rated current	10.8A	14.4A
THDU	≤2% linear	≤2% linear
Rated frequency	50/60Hz	50/60Hz
Overload capability	110%-10 mins 120%-1 min	110%-10 mins 120%-1 min
DC (Battery and PV)		
Max. PV Open-circuit voltage	750V	750V
Recommended PV power	9kWp	12kWp
PV MPPT voltage range	370V-600V	370V-600V
Number of MPPT	2	2
Recommended rated battery voltage	350V	450V
Battery voltage range	280-700V	280-700V
Full load battery voltage range	300-700V	400-700V
Max. charge/discharge power	7.5kW	10kW
Max. charge/discharge current	25A	25A
General Information		
Protection devices	PV DC switch, battery breaker and fuse, PV fuse, AC input breaker, load breaker	
Protection degree	IP65	IP65
Noise emission	<65dB(A)@1m	<65dB(A)@1m
Operating temperature	-25 °C~+55 °C	-25 °C~+55 °C
Cooling method	Forced-air	Forced-air
Relative humidity	0-95% non-condensing	0-95% non-condensing
Maximum altitude	6000m (derate over 3000m)	6000m (derate over 3000m)
Dimension (W/H/D)	600/700/250mm	600/700/250mm
Weight	50kg	50kg
Topology	Transformerless	Transformerless
Lightning protection	Type II	Type II
Transfer between on/off grid	Automatic≤10ms	Automatic≤10ms
Standby consumption	<20W	<20W
Communication		
Display	Touch screen	Touch screen
Communication	RS485/CAN	RS485/CAN
Certificate		
CE , MEA , PEA , EN 61000-6-4:2007+A1:2011 , EN61000-6-2:2005 , EN62109-1:2010 , EN62109-2:2011		

HPS15000TL/HPS20000TL HPS30000TL/HPS40000TL

15-40kW three phase all-in-one hybrid inverter for small and medium industrial and commercial use.

Features

- All-in-one hybrid inverter
- Compact design
- Touchscreen LCD
- Seamless on/off grid transfer within 10 ms
- Support remote control of DG
- Programmable working mode

	HPS15000TL	HPS20000TL	HPS30000TL	HPS40000TL
AC(on-grid)				
Apparent power	16kVA	22kVA	33kVA	44kVA
Rated power	15kW	20kW	30kW	40kW
Rated voltage	400V	400V	400V	400V
Rated current	21A	28A	43A	57A
Voltage range	360V-440V	360V-440V	360V-440V	360V-440V
Rated frequency	50/60Hz	50/60Hz	50/60Hz	50/60Hz
Frequency range	47~51.5/57~61.5Hz	47~51.5/57~61.5Hz	47~51.5/57~61.5Hz	47~51.5/57~61.5Hz
THDI	<3%	<3%	<3%	<3%
PF	0.8 lagging~0.8 leading	0.8 lagging~0.8 leading	0.9 lagging~0.9 leading	0.9 lagging~0.9 leading
AC connection	3/N/PE	3/N/PE	3/N/PE	3/N/PE
AC(off-grid)				
Apparent power	16kVA	22kVA	33kVA	44kVA
Rated power	15kW	20kW	30kW	40kW
Rated voltage	400V	400V	400V	400V
Rated current	21A	28A	43A	57A
THDU	≤2% linear	≤2% linear	≤2% linear	≤2% linear
Rated frequency	50/60Hz	50/60Hz	50/60Hz	50/60Hz
Overload capability	110%-10 mins 120%-1 min	110%-10 mins 120%-1 min	110%-10 mins 120%-1 min	110%-10 mins 120%-1 min
DC (Battery and PV)				
Max. PV Open-circuit voltage	1000V	1000V	1000V	1000V
Recommended PV power	18kWp	24kWp	36kWp	48kWp
PV MPPT voltage range	125V-850V	125V-850V	125V-850V	125V-850V
Number of MPPT	2	2	3	3
Battery voltage range	260-700V	260-700V	260-700V	260-700V
Full load battery voltage range	300-700V	300-700V	350-720V	400-700V
Max. charge/discharge power	15kW	20kW	30kW	40kW
Max. charge/discharge current	50A	66A	85A	100A
General Information				
Protection devices	PV DC switch, PV fuse, battery breaker and fuse	PV DC switch, PV fuse, battery breaker and fuse	PV DC switch, PV fuse, battery breaker and fuse	PV DC switch, PV fuse, battery breaker and fuse
Protection degree	IP54	IP54	IP54	IP54
Noise emission	<65dB(A)@1m	<65dB(A)@1m	<65dB(A)@1m	<65dB(A)@1m
Operating temperature	-25 °C~+55 °C	-25 °C~+55 °C	-25 °C~+55 °C	-25 °C~+55 °C
Cooling method	Forced-air	Forced-air	Forced-air	Forced-air
Relative humidity	0-95% non-condensing	0-95% non-condensing	0-95% non-condensing	0-95% non-condensing
Maximum altitude	3000m (derate over 2000m)	3000m (derate over 2000m)	3000m (derate over 2000m)	3000m (derate over 2000m)
Dimension (W/H/D)	450/635/225mm	450/635/225mm	600/1000/315mm	600/1000/315mm
Weight	45kg	45kg	90kg	90kg
Topology	Transformerless	Transformerless	Transformerless	Transformerless
Lightning protection	Type II	Type II	Type II	Type II
Transfer between on/off grid	Automatic≤10ms	Automatic≤10ms	Automatic≤10ms	Automatic≤10ms
Standby consumption	<20W	<20W	<20W	<20W
Communication				
Display	Touch screen	Touch screen	Touch screen	Touch screen
Communication	RS485/CAN	RS485/CAN	RS485/CAN	RS485/CAN
Certificate				
CE , EN 61000-6-4:2007+A1:2011 , EN61000-6-2:2005 , EN62109-1:2010 , EN62109-2:2011 , NRS097-2-1:2017				

HPS30/50
HPS100/120/150

Large capacity all-in-one hybrid inverter for commercial application, supporting up to 600kW system capacity.

Features

- All-in-one hybrid inverter
- Seamless on/off grid transfer within 10 ms
- Programmable working mode
- Support remote control of DG
- Touchscreen LCD
- Quadruple capacity by paralleling 4 units

	HPS30	HPS50	HPS100	HPS120	HPS150
AC(on-grid)					
Apparent power	33kVA	55kVA	110kVA	132kVA	165kVA
Rated power	30kW	50kW	100kW	120kW	150kW
Rated voltage	400V	400V	400V	400V	400V
Rated current	43A	72A	144A	173A	217A
Voltage range	360V-440V	360V-440V	360V-440V	360V-440V	360V-440V
Rated frequency	50/60Hz	50/60Hz	50/60Hz	50/60Hz	50/60Hz
Frequency range	45~55/55~65Hz	45~55/55~65Hz	45~55/55~65Hz	45~55/55~65Hz	45~55/55~65Hz
THDI	<3%	<3%	<3%	<3%	<3%
PF	0.8 lagging~0.8 leading	0.8 lagging~0.8 leading	0.8 lagging~0.8 leading	0.8 lagging~0.8 leading	0.8 lagging~0.8 leading
AC connection	3/N/PE	3/N/PE	3/N/PE	3/N/PE	3/N/PE
AC input	60kVA	100kVA	200kVA	240kVA	240kVA
AC(off-grid)					
Apparent power	33kVA	55kVA	110kVA	132kVA	165kVA
Rated power	30kW	50kW	100kW	120kW	150kW
Rated voltage	400V	400V	400V	400V	400V
Rated current	43A	72A	144A	173A	217A
THDU	≤2% linear	≤2% linear	≤2% linear	≤2% linear	≤2% linear
Rated frequency	50/60Hz	50/60Hz	50/60Hz	50/60Hz	50/60Hz
Overload capability	110%-10 mins 120%-1 min	110%-10 mins 120%-1 min	110%-10 mins 120%-1 min	110%-10 mins 120%-1 min	110%-10 mins 120%-1 min
DC (Battery and PV)					
Max. PV open-circuit voltage	1000V DC	1000V DC	1000V DC	1000V DC	1000V DC
Max. PV power	45kWp	75kWp	150kWp	180kWp	225kWp
PV MPPT voltage range	480V-800V DC	480V-800V DC	480V-800V DC	480V-800V DC	480V-800V DC
Battery voltage range at Max. charge power	450V-600V	500V-600V	500V-600V	517V-600V	500V-600V
Battery voltage range	352V-600V	352V-600V	352V-600V	352V-600V	352V-600V
Max. charge power	45kW	75kW	150kW	180kW	225kW
Max. discharge power	33kW	55kW	110kW	132kW	165kW
Max. charge current	100A	150A	300A	350A	450A
Max. discharge current	93A	156A	313A	374A	467A
General Information					
Protection degree	IP20	IP20	IP20	IP20	IP20
Noise emission	<65dB(A)@1m	<65dB(A)@1m	<65dB(A)@1m	<65dB(A)@1m	<65dB(A)@1m
Operating temperature	-25 °C~+55 °C	-25 °C~+55 °C	-25 °C~+55 °C	-25 °C~+55 °C	-25 °C~+55 °C
Cooling method	Forced-air	Forced-air	Forced-air	Forced-air	Forced-air
Relative humidity	0-95% non-condensing	0-95% non-condensing	0-95% non-condensing	0-95% non-condensing	0-95% non-condensing
Maximum altitude	6000m (derate over 3000m)	6000m (derate over 3000m)	6000m (derate over 3000m)	6000m (derate over 3000m)	6000m (derate over 3000m)
Dimension (W/H/D)	700/1660/600mm	950/1860/750mm	1200/1900/800mm	1200/1900/800mm	1200/1900/800mm
Weight	355kg	610kg	948kg	1025kg	1230kg
Build-in transformer	Yes	Yes	Yes	Yes	Yes
Lightning protection	Type II	Type II	Type II	Type II	Type II
Transfer between on/off grid	Automatic≤10ms	Automatic≤10ms	Automatic≤10ms	Automatic≤10ms	Automatic≤10ms
Standby consumption	<30W	<30W	<30W	<30W	<30W
Communication					
Display	Touch screen	Touch screen	Touch screen	Touch screen	Touch screen
Communication	RS485/CAN	RS485/CAN	RS485/CAN	RS485/CAN	RS485/CAN

Certificate

CE , MEA , PEA , UKCA, AS 4777.2, EN 61000-6-4:2007+A1:2011 , EN61000-6-2:2005 , EN62109-1:2010 , EN62109-2:2011 , EN 50549-1:2019 , IEC62109.1 , IEC62109.2, NRS 097-2-1:2017, G99, VDE-AR-N 4105:2018,DIN VDE V 0124-100:2020-06, PSE:2018-12

* The MPPT voltage of PV strings should be 50~200V higher than the Max battery voltage.

HPS50/100/150-US

Large capacity all-in-one hybrid inverter for commercial application, supporting up to 600kW system capacity, complied with American standard.

Features

- All-in-one hybrid inverter
- Seamless on/off grid transfer within 10 ms
- Programmable working mode
- Support remote control of DG
- Touchscreen LCD
- Quadruple capacity by paralleling 4 units

	HPS50-US	HPS100-US	HPS150-US
AC(on-grid)			
Apparent power	55kVA	110kVA	165kVA
Rated power	50kW	100kW	150kW
Rated voltage	190~240V Wye / High-leg Delta with split phase(Opt)	190~240V Wye / High-leg Delta with split phase(Opt)	190~240V Wye / High-leg Delta with split phase(Opt)
Rated current	152~120A	304~241A	456~361A
Voltage range	190-240V	190-240V	190-240V
Rated frequency	50/60Hz	50/60Hz	50/60Hz
Frequency range	45~55/55~65Hz	45~55/55~65Hz	45~55/55~65Hz
THDI	<3%	<3%	<3%
PF	0.8 lagging~0.8 leading	0.8 lagging~0.8 leading	0.8 lagging~0.8 leading
AC connection	3/N/PE Wye / 3/N/PE Delta(Opt)	3/N/PE Wye / 3/N/PE Delta(Opt)	3/N/PE Wye / 3/N/PE Delta(Opt)
AC input	50kVA	100kVA	150kVA
AC(off-grid)			
Apparent power	55kVA	110kVA	165kVA
Rated power	50kW	100kW	150kW
Rated voltage	190~240V Wye / High-leg Delta with split phase(Opt)	190~240V Wye / High-leg Delta with split phase(Opt)	190~240V Wye / High-leg Delta with split phase(Opt)
Rated current	152-120A	304-241A	456-361A
THDU	≤2% linear	≤2% linear	≤2% linear
Rated frequency	50/60Hz	50/60Hz	50/60Hz
Overload capability	110%-10 mins 120%-1 min	110%-10 mins 120%-1 min	110%-10 mins 120%-1 min
DC (Battery and PV)			
Max. PV open-circuit voltage	1000V DC	1000V DC	1000V DC
Max. PV power	75kWp	150kWp	225kWp
PV MPPT voltage range	480V-800V DC	480V-800V DC	480V-800V DC
Battery voltage range	352V-600V	400V-600V	400V-600V
Max. charge power	75kW	150kW	225kW
Max. discharge power	55kW	110kW	165kW
Max. charge current	150A	300A	450A
Max. discharge current	156A	275A	413A
General Information			
Protection degree	IP20	IP20	IP20
Noise emission	<65dB(A)@1m	<65dB(A)@1m	<65dB(A)@1m
Operating temperature	-25 °C~+55 °C	-25 °C~+55 °C	-25 °C~+55 °C
Cooling method	Forced-air	Forced-air	Forced-air
Relative humidity	0-95% non-condensing	0-95% non-condensing	0-95% non-condensing
Maximum altitude	6000m (derate over 3000m)	6000m (derate over 3000m)	6000m (derate over 3000m)
Dimension (W/H/D)	950/1860/750mm	1200/1900/800mm	1200/1900/800mm
Weight	590kg	923kg	1200kg
Build-in transformer	Yes	Yes	Yes
Lightning protection	Type II	Type II	Type II
Transfer between on/off grid	Automatic≤10ms	Automatic≤10ms	Automatic≤10ms
Standby consumption	<30W	<30W	<30W
Communication			
Display	Touch screen	Touch screen	Touch screen
Communication	RS485/CAN	RS485/CAN	RS485/CAN
Certificate			
UL1741 , CSA-C22.2			

* The MPPT voltage of PV strings should be 50~200V higher than the Max battery voltage.

PCS100/250/500/630/1000

Bidirectional battery inverter from 100kW to 1000kW, can be used alone or with solar charge controllers and other accessories for different application scenarios.

Features

- Paralleling multiple units
- Programmable working mode
- Flexible configuration
- Touchscreen LCD
- Support remote control of DG

	PCS100	PCS250	PCS500	PCS630	PCS1000
AC(on-grid)					
Apparent power	110kVA	275kVA	550kVA	693kVA	1100kVA
Rated power	100kW	250kW	500kW	630kW	1000kW
Rated voltage	400V	400V	400V	400V	400V
Rated current	144A	361A	722A	909A	1443A
Voltage range	360V-440V	360V-440V	360V-440V	360V-440V	360V-440V
Rated frequency	50/60Hz	50/60Hz	50/60Hz	50/60Hz	50/60Hz
Frequency range	45~55/55~65Hz	45~55/55~65Hz	45~55/55~65Hz	45~55/55~65Hz	47-51.5/57-61.5Hz
THDI	<3%	<3%	<3%	<3%	<3%
PF	0.8 lagging~0.8 leading	0.8 lagging~0.8 leading	0.8 lagging~0.8 leading	0.8 lagging~0.8 leading	0.8 lagging~0.8 leading
AC connection	3/N/PE	3/N/PE	3/PE	3/PE	3/PE
AC(off-grid)					
Apparent power	110kVA	275kVA	550kVA	693kVA	1100kVA
Rated power	100kW	250kW	500kW	630kW	1000kW
Rated voltage	400V	400V	400V	400V	400V
Rated current	144A	361A	722A	909A	1443A
THDU	≤2% linear	≤2% linear	≤2% linear	≤2% linear	≤2% linear
Rated frequency	50/60Hz	50/60Hz	50/60Hz	50/60Hz	50/60Hz
Overload capability	110%-10 mins 120%-1 min	110%-10 mins 120%-1 min	110%-10 mins 120%-1 min	110%-10 mins 120%-1 min	110%-10 mins 120%-1 min
DC (Battery and PV)					
Rated power	100kW	250kW	500kW	630kW	1000kW
Current regulation	±1%	±1%	±1%	±1%	±1%
Voltage regulatoin	±1%	±1%	±1%	±1%	±1%
Voltage ripple	<3%	<3%	<3%	<3%	<3%
Current ripple	<2%	<2%	<2%	<2%	<2%
Voltage range	500V-820V	500V-820V	600V-900V	600V-900V	700V-900V
Max. charge/ discharge current	220A	550A	917A	1155A	1430A
General Information					
Maximum efficiency	97.10%	97.30%	98.50%	98.50%	99.0%
Protection degree	IP20	IP20	IP20	IP20	IP20
Noise emission	<65dB(A)@1m	<65dB(A)@1m	<65dB(A)@1m	<65dB(A)@1m	<65dB(A)@lm
Operating temperature	-25°C~+55°C	-25°C~+55°C	-25°C~+55°C	-25°C~+55°C	-25°C~+55°C
Cooling method	Forced-air	Forced-air	Forced-air	Forced-air	Forced-air
Relative humidity	0-95% non-condensing	0-95% non-condensing	0-95% non-condensing	0-95% non-condensing	0-95% non-condensing
Maximum altitude	6000m (derate above 3000m)	6000m (derate above 3000m)	6000m (derate above 3000m)	6000m (derate above 3000m)	6000m (derate over 3000m)
Dimension(W/H/D)	1100/1890/850mm	1600/2080/850mm	1200/1900/800mm	1200/1900/800mm	1510/1900/850mm
Weight	820kg	1465kg	870kg	900kg	1500kg
Build-in transformer	Yes	Yes	No	No	No
Lightning protection	Type II	Type II	Type II	Type II	Type II
Transfer between on/off grid	Manual(default) Automatic(optional) ≤10ms	Manual(default) Automatic(optional) ≤10ms	Manual(default) Automatic(optional) ≤10ms	Manual(default) Automatic(optional) ≤10ms	Manual(default) Automatic(optional) ≤10ms
Communication					
Display	Touch screen	Touch screen	Touch screen	Touch screen	Touch screen
Communication	RS485/CAN	RS485/CAN	RS485/CAN	RS485/CAN	RS485/CAN

Certificate

CE , MEA , PEA , EN 61000-6-4:2007+A1:2011 , EN61000-6-2:2005 , EN62109-1:2010 , EN62109-2:2011, NRS 097-2-1:2017, VDE 0126, UTE-C, 15-712, EN 50549-1:2019, PSE:2018-12

PBD250

1000V level DC to DC solar charge controller, used together with ATESS PCS and Bypass for large scale solar projects.

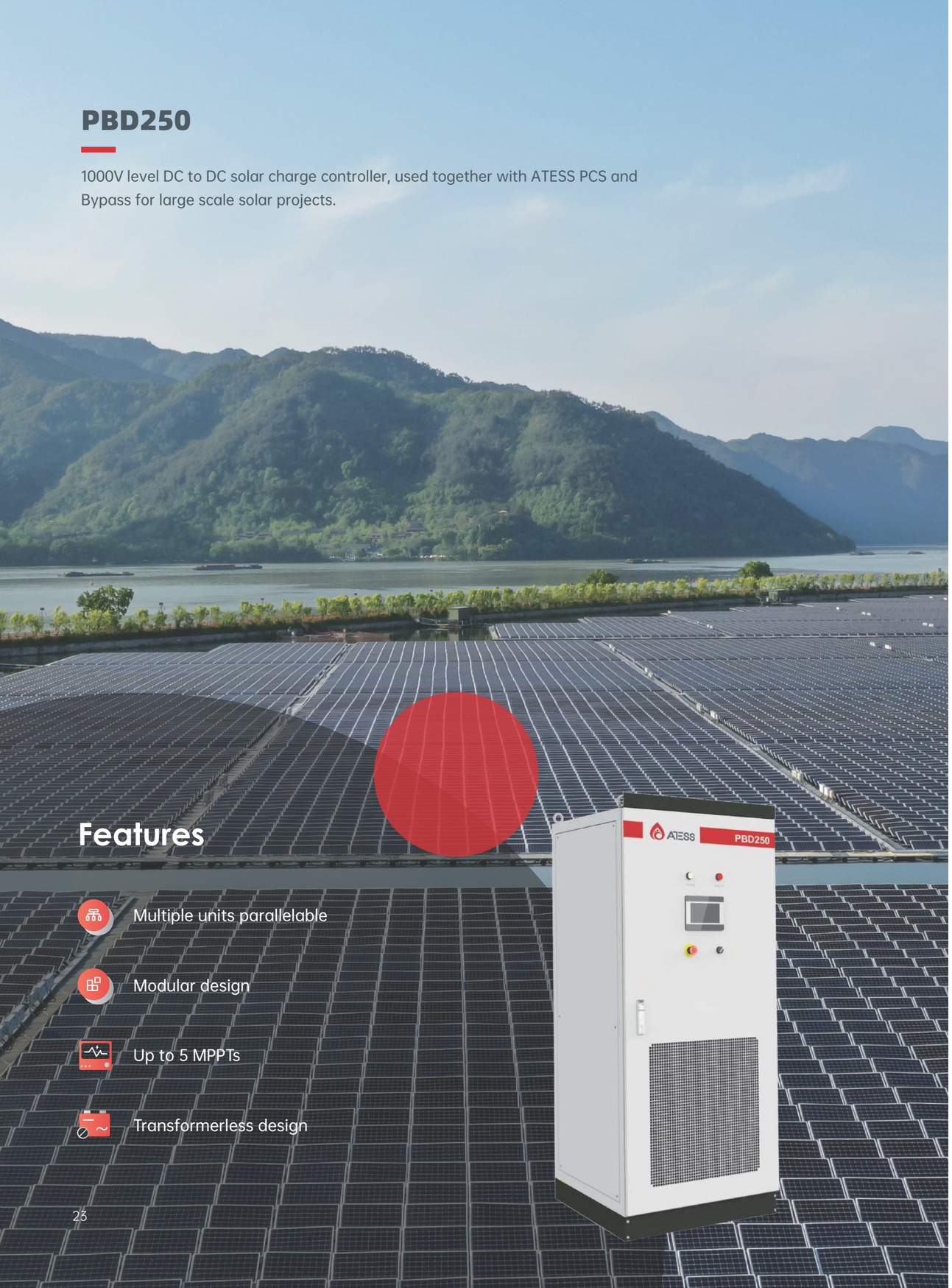

Features

- Multiple units parallelable
- Modular design
- Up to 5 MPPTs
- Transformerless design

	PBD250
Input (PV)	
Max. PV power	250kW
MPPT voltage range	350V-850V
Full load MPPT voltage range	480V-850V
Max. input current	575A(115A*5)
Number of MPPT	5
Output (Battery and PCS)	
Ouput voltage	600V-900V
Max.charge power	250kW
Max.charge current	416A
Max.charge efficiency	99%
Protection	
Input & output OV/UV protection	Yes
Input & output OC protection	Yes
Short circuit protection	Yes
Over temperature protection	Yes
Lightning protection	Type II
DC breaker	Yes
Emergency stop	Yes
General Information	
Protection degree	IP20
Noise emission	<65dB(A)@1m
Operating temperature	-25 °C~+55 °C
Cooling method	Forced-air
Relative humidity	0-95% non-condensing
Maximum altitude	6000m (derate over 3000m)
Dimension (W/H/D)	850/1900/700mm
Weight	343kg
Topology	Transformerless
Standby power	<100W
Communication	
Display	Touch screen
Communication	RS485/CAN

Bypass100/250/500/630/1000

ATESS bypass cabinet is designed to be used together with the bidirectional battery inverter to realize seamless transfer between on-grid and off-grid modes automatically.

Features

- Import/export control
- Seamless on/off grid transfer within 10ms
- Flexible management
- DG connection supported

	Bypass100	Bypass250	Bypass500	Bypass630	Bypass1000
Rated voltage	400V	400V	400V	400V	400V
Rated current	144A	360A	722A	910A	1444A
Rated frequency	50Hz	50Hz	50Hz	50Hz	50Hz
Rated power	100KVA	250KVA	500KVA	630KVA	1000KVA
Max. current	175A	435A	866A	1091A	1732A
Transfer between on/off grid	Automatic≤10ms	Automatic≤10ms	Automatic≤10ms	Automatic≤10ms	Automatic≤10ms
Power limit(grid)	Yes	Yes	Yes	Yes	Yes
PV inverter breaker	250A	630A	1250A	1250A	2000A/3P
PCS breaker	250A	630A	1250A	1250A	2000A/3P
Grid breaker	250A	630A	1250A	1250A	2000A/3P
Load breaker	250A	630A	1250A	1250A	2000A/3P
Bypass breaker	250A	630A	1250A	1250A	1600A/3P
DG breaker	250A	630A	1250A	1250A	2000A/3P
Lightning protection	Type II	Type II	Type II	Type II	Type II
Protection degree	IP20	IP20	IP20	IP20	IP20
Relative humidity	0-95% non-condensing	0-95% non-condensing	0-95% non-condensing	0-95% non-condensing	0-95% non-condensing
Operating temperature	-25 °C~+55 °C	-25 °C~+55 °C	-25 °C~+55 °C	-25 °C~+55 °C	-25 °C~+55 °C
Dimension (W/H/D)	700/1630/500mm	700/1800/500mm	1600/1900/800mm	1600/1900/800mm	2850/2100/800mm
Weight	135kg	205kg	900kg	1040kg	1500kg
Communication	RS485/CAN	RS485/CAN	RS485/CAN	RS485/CAN	RS485/CAN

ATS30/50/100/150

The ATS is an accessory of the HPS. When both the grid and DG need to access the HPS, the ATS will be used to switch between the grid and DG automatically.



Features

- HPS compatible
- Flexible management
- Transfer automatically between grid and DG
- Support remote control of DG

	ATS30	ATS50	ATS100	ATS150
Rated voltage	400V	400V	400V	400V
Rated current	86A	144A	288A	346A
Rated frequency	50/60Hz	50/60Hz	50/60Hz	50/60Hz
Rated power	60kVA	100kVA	200kVA	240kVA
Output breaker	100A	250A	400A	630A
Grid breaker	100A	250A	400A	630A
DG breaker	100A	250A	400A	630A
Lightning protection	Type II	Type II	Type II	Type II
Protection degree	IP20	IP20	IP20	IP20
Relative humidity	0~95% non-condensing	0~95% non-condensing	0~95% non-condensing	0~95% non-condensing
Operating temperature	-25°C~+55°C	-25°C~+55°C	-25°C~+55°C	-25°C~+55°C
Dimension (W/H/D)	600/1500/450mm	600/1500/450mm	700/1650/500mm	700/1650/500mm
Weight	75kg	77kg	125kg	125kg
Communication	RS485/CAN	RS485/CAN	RS485/CAN	RS485/CAN

ATS50/150-US

The ATS is an accessory of the American standard HPS. When both the grid and DG need to access the HPS, the ATS will be used to switch between the grid and DG automatically.

Features

- HPS compatible
- Flexible management
- Transfer automatically between grid and DG
- Support remote control of DG

	ATS50-US	ATS150-US
Rated voltage	190~240V	190~240V
Rated current	229~180A	547~433A
Rated frequency	50/60Hz	50/60Hz
Max. power	75kVA	225kVA
Output breaker	250A	630A
Grid breaker	250A	630A
DG breaker	250A	630A
Lightning protection	Type II	Type II
Protection degree	IP20	IP20
Relative humidity	0~95% non-condensing	0~95% non-condensing
Operating temperature	-25°C~+55°C	-25°C~+55°C
Dimension (W/H/D)	600/1500/450mm	700/1650/500mm
Weight	77kg	125kg
Communication	RS485/CAN	RS485/CAN

PV-CB8M
PV-CB16M

The PV combiner box is an accessory for multiple PV strings connections, and it is with a smart controller inbuilt for monitoring, along with comprehensive protections including the fuse and SPD.

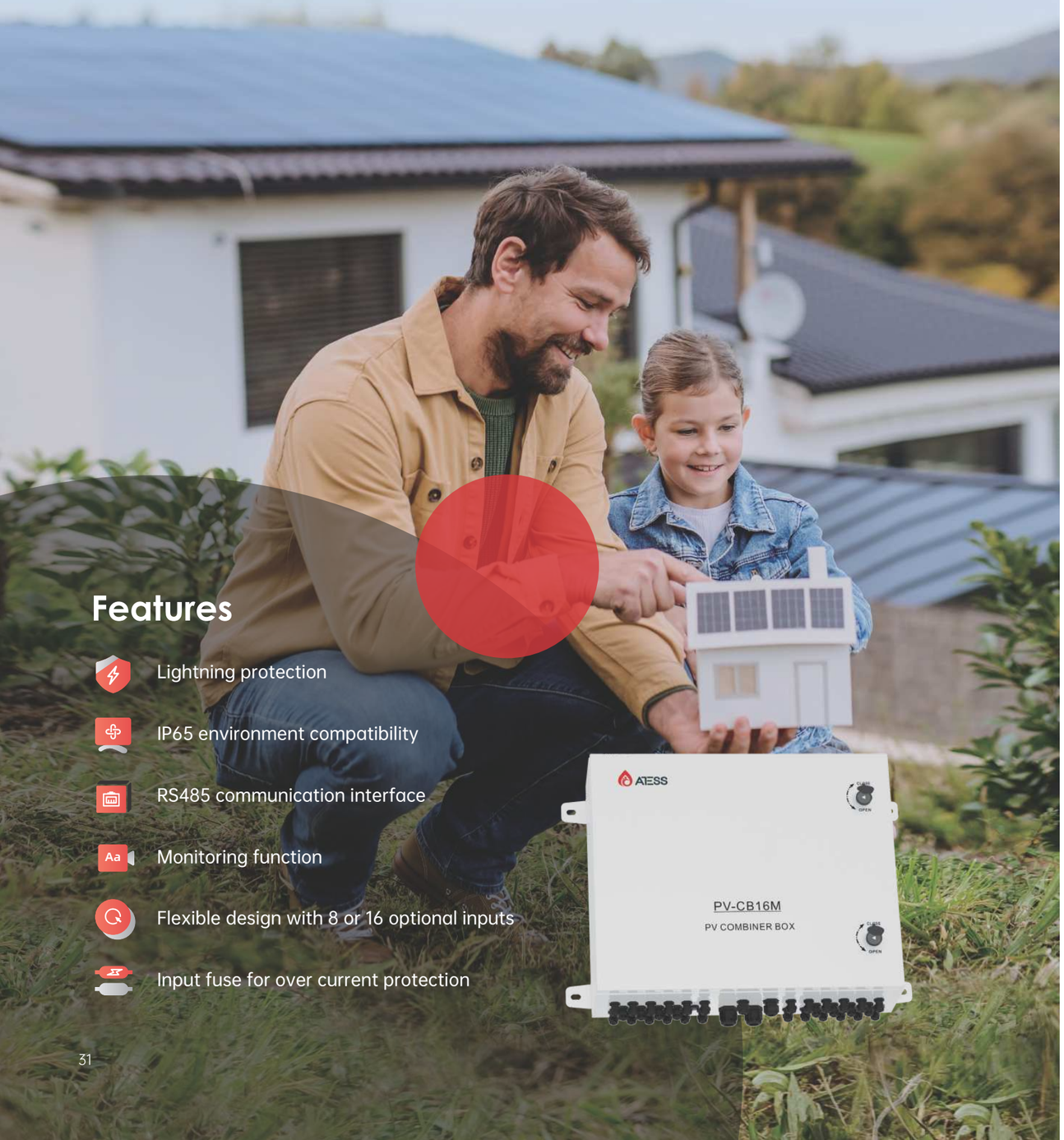

Features

- Lightning protection
- IP65 environment compatibility
- RS485 communication interface
- Monitoring function
- Flexible design with 8 or 16 optional inputs
- Input fuse for over current protection

	PV-CB8M	PV-CB16M
Input DC		
Max. input voltage	1000V	1000V
Max. string Isc	15A	15A
Number of input string	8	16
Input fuse	1 on negative and positive pole of each string, 25A, 10*38mm	1 on negative and positive pole of each string, 25A, 10*38mm
Input cable gland	4mm-8mm cable diameter	4mm-8mm cable diameter
Input cable terminal	$4mm^2$–$6mm^2$	$4mm^2$–$6mm^2$
Output DC		
Number of output	1	1
Max. output current	120A	240A
Output breaker	200A	250A
Output cable terminal	$50mm^2$	$95mm^2$
Output cable gland	13mm-18mm cable diameter	16mm-21mm cable diameter
General Information		
Dimension (W/H/D)	700/640/192mm	700/640/192mm
Weight	25kg	25kg
Enclosure material	Galvanized steel	Galvanized steel
Protection degree	IP65	IP65
Operating temperature	-25°C~55°C	-25°C~55°C
Humidity	0~99%	0~99%
Altitude	2000m without derating	2000m without derating
Lightning protection	Type II	Type II
Cooling method	Natural convection	Natural convection
Mounting	Wall-mount	Wall-mount
Monitoring	String current, bus voltage, breaker status, surge arrestor status, internal temperature	String current, bus voltage, breaker status, surge arrestor status, internal temperature
Power supply	DC300V~1000V	DC300V~1000V
Power consumption	14W	14W
Communication	RS485	RS485

DC Cabinet

The DC cabinet is mainly to aggregate and share the current distribution of each battery rack to achieve the charge and discharge management function of each battery rack. The DC cabinet consists of DC circuit breakers, copper bars, MBMS and LCD.

Features

- Compact design
- Touchscreen LCD
- Inbuilt MBMS
- Multiple battery racks combination

	ATESS Batt-Master Cabinet 9R	ATESS Batt-Master Cabinet 15R
Range of battery racks connected in parallel	9	15
Rated battery rack current	100A	100A
Max. battery rack current	200A(Opt)	200A(Opt)
Max.charge and discharge current	1800A	3000A
Rated charge and discharge current	900A	1500A
Max.battery voltage	1000V	1000V
MBMS	Inbuilt	Inbuilt
Protection degree	IP20	IP20
Dimensions (W/H/D)	600/1760/600mm	900/1978/805mm
Display	7 inch touch screen	7 inch touch screen

BC45T/50T/60T
BR45T/50T/60T

Outdoor battery cabinet with an IP54 protection level, and indoor battery rack with an IP20 protection level, inbuilt lithium-ion batteries, and the BMS.

Features

- Flexible modular design
- Self-developed 3-level BMS
- Remote monitoring and upgrade
- Long cycle Life, 6000 cycles
- Cell balancing method optional
- 0.5C&1C discharge optional

Note: At specific test condition.

	BC45T BR45T		BC50T BR50T		BC60T BR60T	
Battery module specification						
Configuration	24S1P		24S1P		24S1P	
Rated capacity	100Ah		100Ah		100Ah	
Rated energy	7.68kWh		7.68kWh		7.68kWh	
Rated voltage	76.8V		76.8V		76.8V	
Voltage range	67.2-87.6V		67.2-87.6V		67.2-87.6V	
Rated charge/discharge	0.5C		0.5C		0.5C	
Rated charge/discharge	1C(Opt)		1C(Opt)		1C(Opt)	
AC internal resistance	≤15mΩ		≤15mΩ		≤15mΩ	
Dimension (W/H/D)	360/285/692mm		360/285/692mm		360/285/692mm	
Weight	≤74kg		≤74kg		≤74kg	
Battery rack specification						
Configuration	6 battery modules +1 BPU		7 battery modules +1 BPU		8 battery modules +1 BPU	
Rated capacity	100Ah		100Ah		100Ah	
Rated energy	46.08kWh		53.76kWh		61.44kWh	
Rated voltage	460.8V		537.6V		614.4V	
Voltage range	403.2V-525.6V		470.4V-613.2V		537.6V-700.8V	
Rated charge/discharge	0.5C		0.5C		0.5C	
Rated charge/discharge	1C(Opt)		1C(Opt)		1C(Opt)	
AC internal resistance	≤90mΩ		≤105mΩ		≤120mΩ	
Display	7"Touch screen		7"Touch screen		7"Touch screen	
BMS	Included		Included		Included	
Communication	CAN		CAN		CAN	
Monitoring	RS485		RS485		RS485	
Maximum altitude	3000m		3000m		3000m	
Dimension (W/H/D) mm	950/2150/1025	752/1760/660	950/2150/1025	752/1760/660	950/2150/1025	752/1760/660
Weight	≤716kg	≤539kg	≤792kg	≤615kg	≤868kg	≤691kg
Protection degree	IP54	IP20	IP54	IP20	IP54	IP20
Balancing methods						
Passive cell balancing	Yes		Yes		Yes	
Active cell balancing	Opt		Opt		Opt	
BMS parameters on LCD						
Cell voltag	Yes		Yes		Yes	
Cell high voltage	Yes		Yes		Yes	
Battery SOC	Yes		Yes		Yes	
Cell temperature	Yes		Yes		Yes	
Charge and discharge current	Yes		Yes		Yes	
Cell low voltage	Yes		Yes		Yes	
Total battery voltage	Yes		Yes		Yes	
Fault warning	Yes		Yes		Yes	
	Yes					
Protection						
Short circuit protection	Yes		Yes		Yes	
Over current protection	Yes		Yes		Yes	
Over charge protection	Yes		Yes		Yes	
Over temperature protection	Yes		Yes		Yes	
Cell over voltage protection	Yes		Yes		Yes	
Cell under voltage protection	Yes		Yes		Yes	
Over discharge protection	Yes		Yes		Yes	
Certificate						
CE, UL, UN38.3, IEC62619, MSDS, ROHS, CB						

BC75T/100T
BR75T/100T/138T/145T

Outdoor battery cabinet with an IP54 protection level, and indoor battery rack with an IP20 protection level, inbuilt lithium-ion batteries, and the BMS.

Features

- Flexible modular design
- Self-developed 3-level BMS
- Remote monitoring and upgrade
- Long cycle Life, 6000 cycles
- Cell balancing method optional
- 0.5C&1C discharge optional

Note: At specific test condition.

	BC75T BR75T		BC100T BR100T		BR138T	BR145T
Battery module specification						
Configuration	12S2P		12S2P		12S2P	12S2P
Rated capacity	200Ah		200Ah		200Ah	200Ah
Rated energy	7.68kWh		7.68kWh		7.68kWh	7.68kWh
Rated voltage	38.4V		38.4V		38.4V	38.4V
Voltage range	33.6~43.8V		33.6~43.8V		33.6~43.8V	33.6~43.8V
Rated charge/discharge	0.5C		0.5C		0.5C	0.5C
Rated charge/discharge	1C(Opt)		1C(Opt)		1C(Opt)	1C(Opt)
AC internal resistance	≤5mΩ		≤5mΩ		≤5mΩ	≤5mΩ
Dimension (W/H/D)	360/285/692mm		360/285/692mm		360/285/692mm	360/285/692mm
Weight	≤74.5kg		≤74.5kg		≤74.5kg	≤74.5kg
Battery rack specification						
Configuration	10 battery modules +1 BPU		14 battery modules +1 BPU		18 battery modules +1 BPU	19 battery modules +1 BPU
Rated capacity	200Ah		200Ah		200Ah	200Ah
Rated energy	76.8kWh		107.52kWh		138.24kWh	145.92kWh
Rated voltage	384V		537.6V		691.2V	729.6V
Voltage range	336V-438V		470.4V-613.2V		604.8V~766.8V	638.4V~832.2V
Rated charge/discharge	0.5C		0.5C		0.5C	0.5C
Rated charge/discharge	1C(Opt)		1C(Opt)		1C(Opt)	1C(Opt)
AC internal resistance	≤50mΩ		≤70mΩ		≤90mΩ	≤95mΩ
Display	7"Touch screen		7"Touch screen		7"Touch screen	7"Touch screen
BMS	Included		Included		Included	Included
Communication	CAN		CAN		CAN	CAN
Monitoring	RS485		RS485		RS485	RS485
Maximum altitude	3000m		3000m		3000m	3000m
Dimension (W/H/D) mm	1310/2150/1025	1119/2150/660	1310/2150/1025	1119/2150/660	1504/1760/660	1504/1760/660
Weight	≤1130kg	≤877kg	≤1436kg	≤1183kg	≤1547kg	≤1624kg
Protection degree	IP54	IP20	IP54	IP20	IP20	IP20
Balancing methods						
Passive cell balancing	Yes		Yes		Yes	Yes
Active cell balancing	Opt		Opt		Opt	Opt
BMS parameters on LCD						
Cell voltag	Yes		Yes		Yes	Yes
Cell high voltage	Yes		Yes		Yes	Yes
Battery SOC	Yes		Yes		Yes	Yes
Cell temperature	Yes		Yes		Yes	Yes
Charge and discharge current	Yes		Yes		Yes	Yes
Cell low voltage	Yes		Yes		Yes	Yes
Total battery voltage	Yes		Yes		Yes	Yes
Fault warning	Yes		Yes		Yes	Yes
Protection						
Short circuit protection	Yes		Yes		Yes	Yes
Over current protection	Yes		Yes		Yes	Yes
Over charge protection	Yes		Yes		Yes	Yes
Over temperature protection	Yes		Yes		Yes	Yes
Cell over voltage protection	Yes		Yes		Yes	Yes
Cell under voltage protection	Yes		Yes		Yes	Yes
Over discharge protection	Yes		Yes		Yes	Yes
Certificate						
CE, UL, UN38.3, IEC62619, MSDS, ROHS, CB						

BR114R/129R/143R/157R

Indoor battery rack with IP20 protection level, inbuilt lithium-ion battery and BMS.

Features

- Flexible modular design
- Self-developed 3-level BMS
- Easy connection method for A&B Module
- Remote monitoring and upgrade
- Long cycle Life, 6000 cycles
- High density, 166wh/kg

Note: At specific test condition.

	BR114R	BR129R	BR143R	BR157R	BR114R for container
Battery module specification					
Configuration	16S1P	16S1P	16S1P	16S1P	16S1P
Rated capacity	280Ah	280Ah	280Ah	280Ah	280Ah
Rated energy	14.336kWh	14.336kWh	14.336kWh	14.336kWh	14.336kWh
Rated voltage	51.2V	51.2V	51.2V	51.2V	51.2V
Voltage range	44.8~57.6V	44.8~57.6V	44.8~57.6V	44.8~57.6V	44.8~57.6V
Rated charge/discharge	0.5C	0.5C	0.5C	0.5C	0.5C
Rated charge/discharge	1C(Opt)	1C(Opt)	1C(Opt)	1C(Opt)	1C(Opt)
AC internal resistance	≤8mΩ	≤8mΩ	≤8mΩ	≤8mΩ	≤8mΩ
Dimension(W/H/D)	523/231/805mm	523/231/805mm	523/231/805mm	523/231/805mm	523/231/805mm
Weight	113kg	113kg	113kg	113kg	113kg
Battery rack specification					
Configuration	8 modules + 1 BPU	9 modules + 1 BPU	10 modules + 1 BPU	11 modules + 1 BPU	8 modules + 1 BPU
Rated capacity	280Ah	280Ah	280Ah	280Ah	280Ah
Rated energy	114.688kWh	129.024kWh	143.36kWh	157.696kWh	114.688kWh
Rated voltage	409.6V	460.8V	512V	563.2V	409.6V
Voltage range	358.4~460.8V	403.2~518.4V	448~576V	492.8~633.6V	358.4~460.8V
Rated charge/discharge	0.5C	0.5C	0.5C	0.5C	0.5C
Rated charge/discharge	1C(Opt)	1C(Opt)	1C(Opt)	1C(Opt)	1C(Opt)
AC internal resistance	≤64mΩ	≤72mΩ	≤80mΩ	≤88mΩ	≤64mΩ
Display	7" Touch screen	7" Touch screen	7" Touch screen	7" Touch screen	7" Touch screen
BMS	Included	Included	Included	Included	Included
Communication	CAN	CAN	CAN	CAN	CAN
Monitoring	RS485	RS485	RS485	RS485	RS485
Maximum altitude	3000m	3000m	3000m	3000m	3000m
Dimension(W/H/D)	1055/1615/755mm	1055/1615/755mm	1055/1615/755mm	1055/1615/755mm	528/2380/755mm
Weight	1044kg	1157kg	1270kg	1383kg	999kg
Protection degree	IP20	IP20	IP20	IP20	IP20
BMS parameters on LCD					
Cell voltage	Yes	Yes	Yes	Yes	Yes
Cell hight voltage	Yes	Yes	Yes	Yes	Yes
Cell low voltage	Yes	Yes	Yes	Yes	Yes
Cell temperature	Yes	Yes	Yes	Yes	Yes
Charge and dicharge current	Yes	Yes	Yes	Yes	Yes
Total battery voltage	Yes	Yes	Yes	Yes	Yes
Battery SOC	Yes	Yes	Yes	Yes	Yes
Fault warning	Yes	Yes	Yes	Yes	Yes
Protection					
Short circuit protection	Yes	Yes	Yes	Yes	Yes
Over current protection	Yes	Yes	Yes	Yes	Yes
Over charge protection	Yes	Yes	Yes	Yes	Yes
Over discharge protection	Yes	Yes	Yes	Yes	Yes
Cell over voltage protection	Yes	Yes	Yes	Yes	Yes
Cell under voltage protection	Yes	Yes	Yes	Yes	Yes
Over temperature protection	Yes	Yes	Yes	Yes	Yes

Certificate

CE, CB, UL, UN38.3, IEC62619, MSDS, ROHS

BR172R/186R/200R/215R

Indoor battery rack with IP20 protection level, inbuilt lithium-ion battery and BMS.

Features

- Flexible modular design
- Self-developed 3-level BMS
- Easy connection method for A&B Module
- Remote monitoring and upgrade
- Long cycle Life, 6000 cycles
- High density, 166wh/kg

Note: At specific test condition.

	BR172R	BR186R	BR200R	BR215R
Battery module specification				
Configuration	16S1P	16S1P	16S1P	16S1P
Rated capacity	280Ah	280Ah	280Ah	280Ah
Rated energy	14.336kWh	14.336kWh	14.336kWh	14.336kWh
Rated voltage	51.2V	51.2V	51.2V	51.2V
Voltage range	44.8~57.6V	44.8~57.6V	44.8~57.6V	44.8~57.6V
Rated charge/discharge	0.5C	0.5C	0.5C	0.5C
Rated charge/discharge	1C(Opt)	1C(Opt)	1C(Opt)	1C(Opt)
AC internal resistance	≤8mΩ	≤8mΩ	≤8mΩ	≤8mΩ
Dimension(W/H/D)	523/231/805mm	523/231/805mm	523/231/805mm	523/231/805mm
Weight	113kg	113kg	113kg	113kg
Battery rack specification				
Configuration	12 modules + 1 BPU	13 modules + 1 BPU	14 modules + 1 BPU	15 modules + 1 BPU
Rated capacity	280Ah	280Ah	280Ah	280Ah
Rated energy	172.032kWh	186.386kWh	200.704kWh	215.04kWh
Rated voltage	614.4V	665.6V	716.8V	768V
Voltage range	537.6~691.2V	582.4~748.8V	627.2~806.4V	672~864V
Rated charge/discharge	0.5C	0.5C	0.5C	0.5C
Rated charge/discharge	1C(Opt)	1C(Opt)	1C(Opt)	1C(Opt)
AC internal resistance	≤96mΩ	≤104mΩ	≤112mΩ	≤120mΩ
Display	7'' Touch screen	7'' Touch screen	7'' Touch screen	7'' Touch screen
BMS	Included	Included	Included	Included
Communication	CAN	CAN	CAN	CAN
Monitoring	RS485	RS485	RS485	RS485
Maximum altitude	3000m	3000m	3000m	3000m
Dimension(W/H/D)	1055/2125/755mm	1055/2125/755mm	1055/2125/755mm	1055/2125/755mm
Weight	1511kg	1624kg	1737kg	1850kg
Protection degree	IP20	IP20	IP20	IP20
BMS parameters on LCD				
Cell voltage	Yes	Yes	Yes	Yes
Cell hight voltage	Yes	Yes	Yes	Yes
Cell low voltage	Yes	Yes	Yes	Yes
Cell temperature	Yes	Yes	Yes	Yes
Charge and dicharge current	Yes	Yes	Yes	Yes
Total battery voltage	Yes	Yes	Yes	Yes
Battery SOC	Yes	Yes	Yes	Yes
Fault warning	Yes	Yes	Yes	Yes
Protection				
Short circuit protection	Yes	Yes	Yes	Yes
Over current protection	Yes	Yes	Yes	Yes
Over charge protection	Yes	Yes	Yes	Yes
Over discharge protection	Yes	Yes	Yes	Yes
Cell over voltage protection	Yes	Yes	Yes	Yes
Cell under voltage protection	Yes	Yes	Yes	Yes
Over temperature protection	Yes	Yes	Yes	Yes
Certificate				
CE, CB, UL, UN38.3, IEC62619, MSDS, ROHS				

EnerLog

Data logger for overall system monitoring collects operation data from different units via Modbus RS485 and communicates with the ATESS server via Ethernet.

Features

- Up to 32 devices connection
- Support external sensors to realize the zero-export function
- Multi-function and high performance
- Local web server for easy configuration

EnerLog

Hardware Parameters	
Power adapter	Input: 100-240V, 50/60Hz AC Output 12V(+/-15%), 1A DC
Power consumption	2.5W

Application Parameters	
Max. communication range	500m
Communication with inverters	RS485
Communication with server	TCP(Modbus TCP protocol)
Support network	Ethernet
Data transfer interval	5 Minutes
Default server URL	ess-server.atesspower.com

General Information	
Dimension(W/H/D)	175/105/31mm
Weight	320g
Language	Chinese, English
Mounting	Wall-mounted
Operating temperature	-30°C~+60°C
Degree of protection	IP30
Warranty	1 year
Certificate	CE

EnerClo

ATESS monitoring cloud platform for different applications including residential, commercial, and utility grade on/off grid solar storage systems.

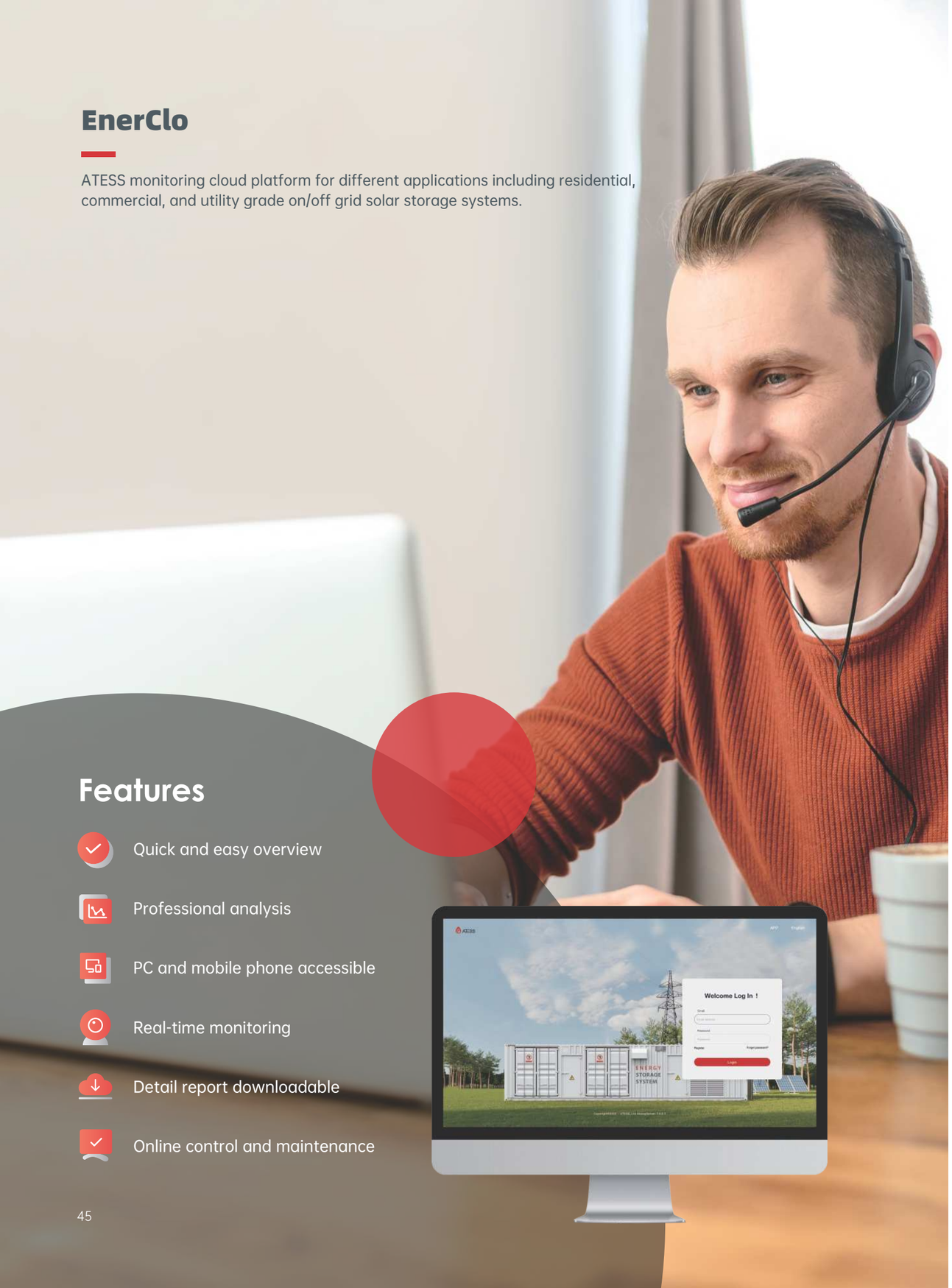

Features

- Quick and easy overview
- Professional analysis
- PC and mobile phone accessible
- Real-time monitoring
- Detail report downloadable
- Online control and maintenance

EnerClo

Languages	
Available languages	Chinese, English, French, Greek, German, Nederlands, Italian, Japanese, Polish, Portuguese, Spanish, Turkish, Vietnamese, Korean

System Requirments	
Supported operating systems	All
Recommended browsers	Internet explore 8, Firefox 5, Google chrome 14, Safari 5, Opera 11
Supported data logger	EnerLog

Access	
Website	ess-server.atesspower.com

Plant Information	
Plant overview	Quick yield overview of all your PV plants
Specified plant	All important data at a glance including energy output, yield gains, environment status
Plant installation data	Summary of all plant information which contains installation data, location data and other key devices
Device overview	Display of all important data about data logger, environment monitor and other key devices
Time period	5 mins

Plant Management	
Account	User could manage all PV plants with one same account

Monitoring	
Inverter status	All inverter running status are recorded automatically, the warning of fault is highlighted immediately

Status Reporting	
Event reports	Timely e-mail reports on system fault and plant error

Background Operating	
Plant management	Add new plant, edit and delete existing plant
Device management	Intuitive operation to manage all devices
Inverter setting	Simple parameters setting for inverters including power management

EnerView

Mobile phone app available on both IOS and Android to access EnerClo for online monitoring and maintenance

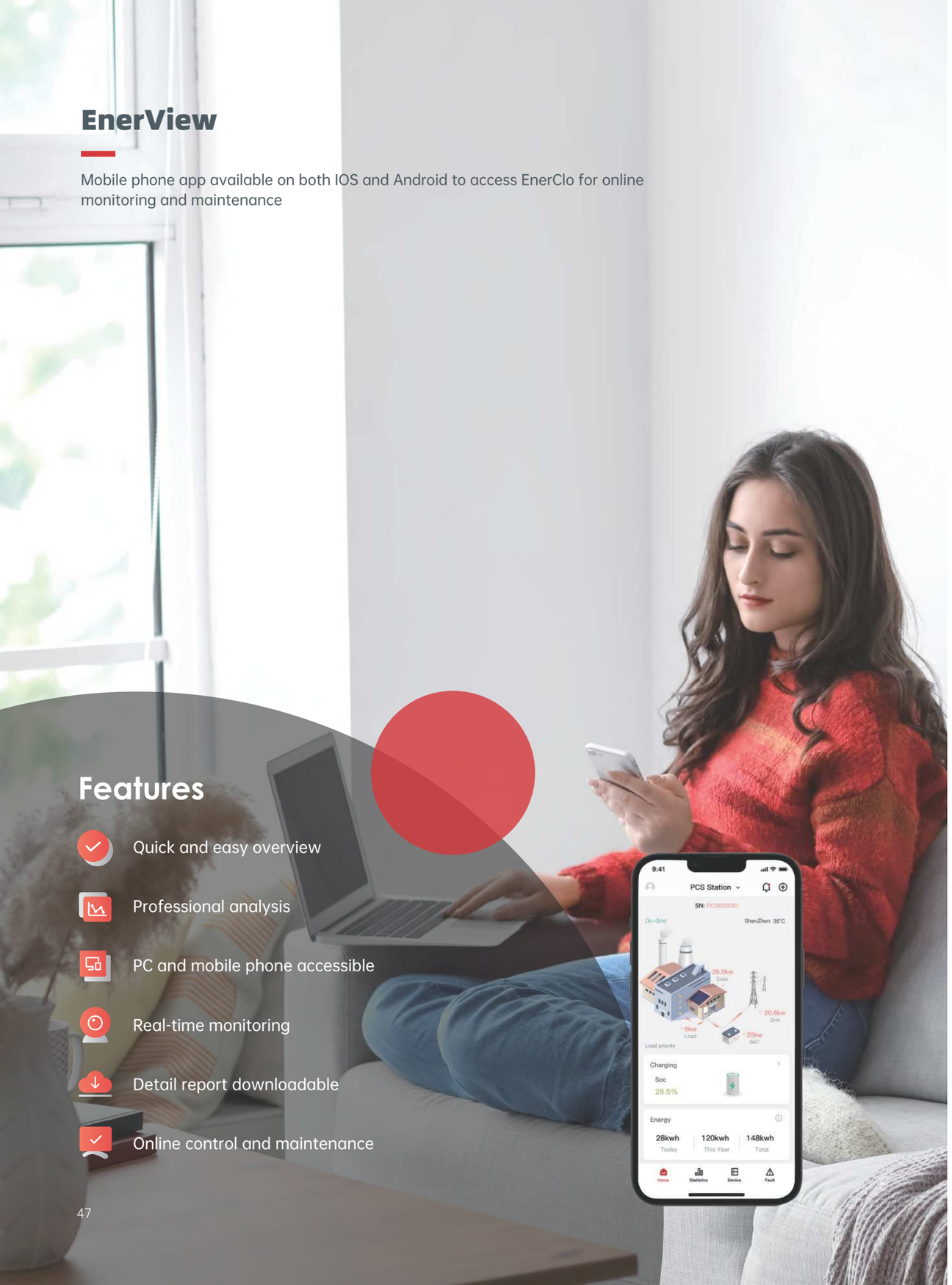

Features

- Quick and easy overview
- Professional analysis
- PC and mobile phone accessible
- Real-time monitoring
- Detail report downloadable
- Online control and maintenance

EnerView

General Data	
Available languages	English, Chinese
Supported operating systems	Android/iOS
Recommended browsers	All
Source of data	ess-server.atesspower.com
Supported data logger	EnerLog

Plant Information	
Plant overview	Quick yield overview of all your PV plants
Specified plant	All important data at a glance including energy output, yield gains, environment status
Device overview	Display of all important data about the data logger, environment monitor, and other key devices
Plant event log	Display of all the warning events of the plant

Device Information	
Inverter status	All inverters' running status is recorded automatically, and the warning of fault is highlighted immediately
Event reports	Timely e-mail reports on system fault and plant error
Plant management	Add a new plant, edit and delete the existing plant
Device management	intuitive operation to manage all devices
Inverter setting	Simple parameters setting for inverters including power management

Hybrid power station for factory

Location: Thailand
Capacity: 2.5MW / 2.5MWh
Product: PCS500

Asia

Backup power system for university

Location: The Philippines
Capacity: 240kW / 240kWh
Product: HPS120-US, BR100T

Twin containerized power plant

Location: Singapore
Capacity: 300kW / 318kWh
Product: HPS150, BR129R

Micro system for village

Location: Myanmar
Capacity: 100kW / 200kWh
Product: HPS100, BR100T

Backup power system for gas station

Location: Iraq
Capacity: 250kW / 238kWh
Product: HPS100, BR75T

America

PV plant for brazilian military

Location: Brazil
Capacity: 100kW/253kWh
Product: HPS50

Caymanas park off-grid solar plant

Location: Jamaica
Capacity: 1.7MW / 5MWh
Product: PCS100, PCS500, HPS100, BR100T,BR145T

Rooftop storage system

Location: Jamaica
Capacity: 100kW/200kWh
Product: HPS100

Africa

Off-grid power plant for farm irregation

Location: South Africa
Capacity: 1.5MW / 2.8MWh
Product: PCS500

Micro grid system for remote village

Location: Suriname
Capacity: 250kW / 1MWh
Product: PCS250

Hybrid power station on rooftop

Location: South Africa
Capacity: 60kW / 100kWh
Product: HPS30

Load-shedding application

Location: South Africa
Capacity: 750kW / 1.5MWh
Product: PCS250

Hybrid power station for factory

Location: South Africa
Capacity: 1MW / 1.3MWh
Product: PCS500

Europe

Asparagus processing factory

Location: Germany
Capacity: 450kW / 464kWh
Product: HPS150

Hybrid power station for hotel

Location: Croatia
Capacity: 120kW / 200kWh
Product: HPS120, BR100T

Hybrid power plant

Location: Poland
Capacity: 250kW / 500kWh
Product: HPS50, BR100T